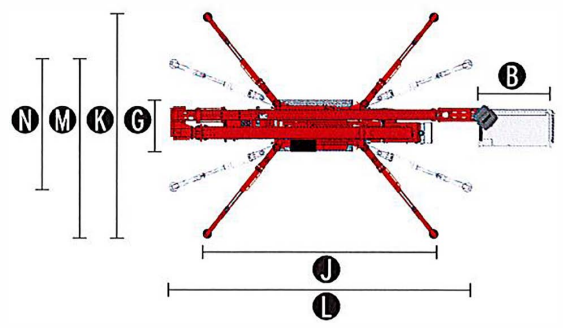
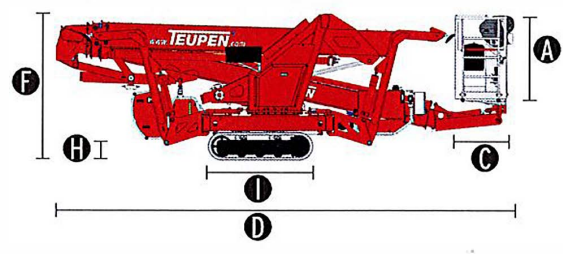
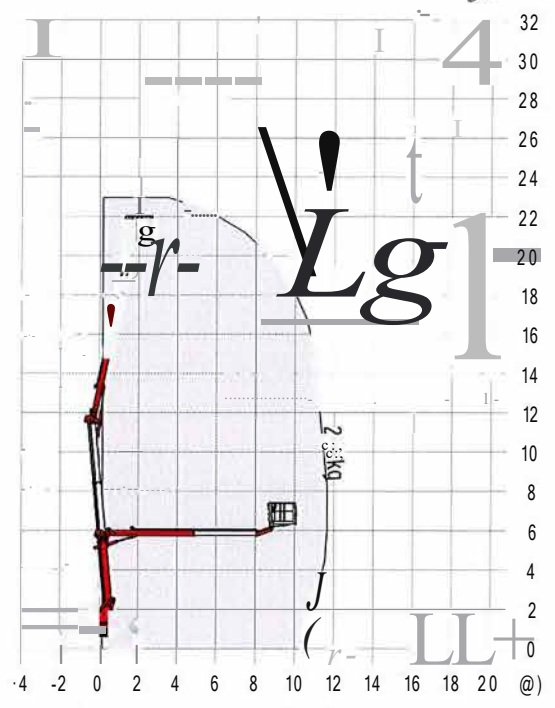


<< go back **Technical data**



PERFORMANCE	
Working height, max.	23,00 m
Platform height, max.	21,00 m
Horizontal outreach, max. (200 kg)	11,20m
Up and over clearance, max.	11,50m
Platform capacity, max.	200 kg
Jib, movable	-
Platform, rotatable	180 °
Turntable rotation, max.	360 °
To be jacked up on ground slope of	16,7 ° / 30,0 %
Track drive, height- and width-adjustable	23/45cm
Gradeability, max.	16,7 ° / 30,0 %
Slope angle, max.	15,5 ° / 27,0 %
Travel speed, max.	1,3 km/h
MEASUREMENTS*	
Platform (height) (A)	1,10m
Platform (length) (B)	1,40m
Platform (width) (C)	0,70 m
Length (D)	6,20m
Length without platform (E)	-
Height (F)	1,97 m
Width, min. (G)	0,98 m
Ground clearance, max. (H)	0,40 m
Track (length x width) (I)	1,45 x 0,20 m
Outrigger footprint both side wide (length) (J)	4,53 m
Outrigger footprint both side wide (width) (K)	4,33 m
Outrigger footprint one side narrow (length) (L)	5,98 m
Outrigger footprint one side narrow (width) (M)	3,42 m
Outrigger footprint both sides narrow (width) (N)	2,58 m
Outrigger plate O	0,18 m
WEIGHT*	
Total weight	2990 kg
Live load in travelling position	4,02 kN/m'
Live load in working position	1,78 kN/m'
Point load per outrigger plate, max.	22,40 kN
POWER SOURCES	
Standard power sources:	
♦ Electric motor	(230 V, 12,9 A, 2,2 kW)
D Combustion engine (Diesel)	Kubota Z602 (10,8 kW/ 14,5 hp)
Optional power source:	
↓ Battery drive (lead acid)	48V
Fuel tank capacity (Diesel engine)	12,0 l
POWER SUPPLY	
Electric current, max.	230 V / 16 A



\*The technical data may deviate +/- 3% from the specified values.  
• Weight and dimensions may vary depending on options and accessories.

## CHASSIS

- i Powerful track drive with hydraulic braking system
- Precise manoeuvring via sensitive, electro hydraulic control panel
- a Indoor non-marking rubber tracks, with less tread depth the profile enables smooth travelling
- 7 Hydraulically height- and width-adjustable crawler track drive

## STABILISATION

- u Electrohydraulic stabilisation with automatic levelling and ground pressure sensor system
- 11 Variable outrigger system with one side or both sides narrow setup option
- 11 Wear resistant, ant-friction outrigger pads

## BOOM SYSTEM

- Telescopic lower and upper boom
- ii All functions available from the platform
- Robust, lockable control panel
- 11 Parallel guided platform with electro hydraulic levelling
- u Corner mounted, 180° rotatable platform for extra flexibility
- u Turntable rotation via high-performance slewing ring, worm gear and hydraulic motor

## POWER SOURCE

- Electric motor (230 V, 12,9 A, 2,2 kW)
- 11 Diesel engine Kubota Z602 (10,8 kW/ 14,5 hp)
- 1 Start-stop device for combustion engine in the platform

## PRODUCTIVITY, SAFETY, QUALITY

- 1 Hydraulic emergency lowering via hand pump
- 11 Power socket in the platform (110 V / 16 A)
- Platform including attachment points for safety harnesses
- Protected, internal power track for platform control
- Hydraulic system filled with biodegradable hydraulic oil
- 11 High-quality paint in RAL 3020 (red)
  - Hydraulic cylinders in RAL 9006 (white aluminum)
  - Engine unit & component support in RAL 9006 (white aluminum)
- a Unlockable check valves located directly on hydraulic cylinders
- 1 Hydraulic system protected by pressure relief valves
- Hydraulic tank, emergency control, connecting cables and hoses are mounted protected
- 1 Cable remote control as complete control panel for bottom connection, including storage box
- Hour meter
- Fuzzy control technology

## OPTIONS\*

- 11 Battery drive 48 V (lead acid) including charging device
- Custom paintwork, one colour, according to RAL scheme
  - (except metallic coatings, signal- or special colours)
- 11 Custom paintwork, two colours, according to RAL scheme
  - (except metallic coatings, signal- or special colours)
- Electric emergency lowering
  - This option can not be combined with battery drive
- White, non-marking rubber tracks with specially arranged profile for optimal grip

## ACCESSORIES\*

- a Safety harness
- 4 sliding pads (700 x 220 x 60 mm)
- 11 Track mat (2000 x 800 x 15 mm)
- a 2 protective track covers made of high-quality polypropylene fabric
- 11 4 covers, piston rod (outrigger)
- 11 Tree package, including
  - Cover (hydraulic tank)
  - Cover (telescopic cylinder hydraulic connection)
  - 4 covers, piston rod (outrigger)
- 2 LEO headlights (combustion engine)
- 11 2 LEO headlights (battery drive)
- TOP level 1

## TRAILER

- a Tandem low platform trailer (aluminium)
  - Maximum permissible weight (3,5 t)
  - Net weight (460 kg)
  - Payload (3040 kg)

**<< go back**

## CONTACT

TEUPEN Maschinenbau GmbH  
 Marie-Curie-Str.13  
 48599 Gronau  
 Germany

Phone +49 2562 8161-0  
 Fax +49 2562 8161-888  
 E-mail mail@teupen.com

\* Weight and dimensions may vary depending on options and accessories.

Product specifications are subject to change without notice or obligation. Photographs and drawings in this document are for illustrative purposes only. Refer to the appropriate Operator's Manual for instructions on the proper use of this equipment. Failure to follow the appropriate Operator's Manual when using our equipment or to otherwise act irresponsibly may result in serious injury or death. The only warranty applicable to our equipment is the standard written warranty applicable to the particular product and sale and we make no other warranty, expressed or implied. Products and services listed may be trademarks, service marks or trade-names of TEUPEN Maschinenbau GmbH and/or its subsidiaries in the USA and many other countries. "TEUPEN", "Access redefined" and "LEO Series" are registered Trademarks of Teupen GmbH in the United States of America and many other countries. © 2020 TEUPEN Maschinenbau GmbH.