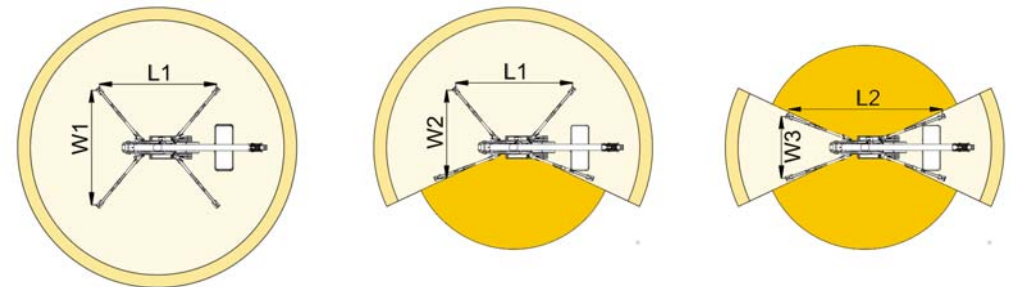
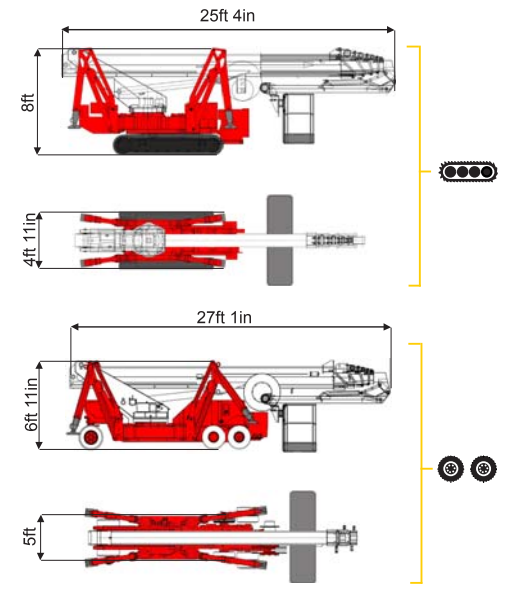
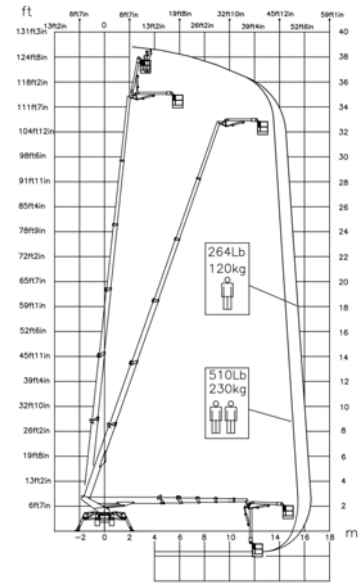


<< go back



127ft 11in ↑
54ft 2in →
510 lb 👤 👤



50ft 10in	54ft 2in	32ft 10in	L1	L2	W1	W2	W3
510 lb	264 lb	264/510 lb	16ft 3in	20ft 4in	15ft 5in	12ft 6in	9ft 7in

BI-ENERGY
Diesel+AC



TSJ 127/C	🔋	127ft 11in	54ft 2in	510 lb	170°	660°	7ft 10inx2ft 4in	90°+80°	9ft 7in-15ft 5in	18%	40%	1,20 mph	17548 lb	10564 lb	73,52 psf	92,52 psf
TSJ 127/R	⊙ ⊙	127ft 11in	54ft 2in	510 lb	170°	660°	7ft 10inx2ft 4in	90°+80°	9ft 7in-15ft 5in	31%	12%	1,20 mph	18077 lb	10564 lb	73,52 psf	86,47 psf

Available version:

- BI-ENERGY (DIESEL+AC)
- ECO (DC+AC)
- HYBRID (DIESEL+DC)

AERIAL TITANS
866-874-0584
WWW.AERIALTITANS.COM

Characteristics and technical data are informative only and subjected to change without notice.

