

ES SERIES

ELECTRIC SCISSOR LIFTS

AERIAL TITANS

866-874-0584

<< go back

WWW.AERIALTITANS.COM

Performance

Platform Height—Elevated (Indoor / Outdoor)

ES1932i	19 ft / NA	5.8 m / NA
ES1932	19 ft / 19 ft	5.8 m / 5.8 m
ES2632	25 ft 5 in. / 21 ft	7.8 m / 6.4 m
ES3246	32 ft / 32 ft	9.8 m / 9.8 m

Platform Capacity (Indoor / Outdoor)

ES1932i	507 lb / NA	230 kg / NA
ES1932	507 lb / 507 lb	230 kg / 230 kg
ES2632	507 lb / 275 lb	230 kg / 125 kg
ES3246	705 lb / 507 lb	320 kg / 230 kg

Capacity on Platform Extension

ES1932i / ES1932 / ES2632 / ES3246	265 lb	120 kg
------------------------------------	--------	--------

Number of Occupants (Indoor / Outdoor)

ES1932i	1 / 0
ES1932 / ES2632 / ES3246	2 / 1

Lift/Lower Time

ES1932i / ES1932	22/24 seconds
ES2632	32/24 seconds
ES3246	50/33 seconds

Maximum Drive Height (Indoor)

Fully Elevated

Maximum Drive Height (Outdoor)

ES1932i	N/A	
ES1932	Fully Elevated	
ES2632	21 ft	6.40 m
ES3246	Fully Elevated	

Weight*

ES1932i	2,762 lb	1,253 kg
ES1932	3,450 lb	1,565 kg
ES2632	4,400 lb	1,996 kg
ES3246	5,620 lb	2,549 kg

Ground Bearing Pressure

ES1932i	106 psi	75 kg/cm ²
ES1932	117 psi	8.2 kg/cm ²
ES2632	94 psi	6.6 kg/cm ²
ES3246	136 psi	9.6 kg/cm ²

Drive Speed—Elevated

	0.5 mph	0.8 km/h
--	---------	----------

Drive Speed—Lowered

ES1932i/ES1932	3 mph	4.8 km/h
ES2632	2.75 mph	4.4 km/h
ES3246	3 mph	4.8 km/h

Gradeability

25%

Tilt Rating - Side To Side

(Indoor / Outdoor)		
ES1932i	2.75 degrees / NA	
ES1932	1.75 degrees / 1.50 degrees	
ES2632	1.50 degrees / 1.50 degrees	
ES3246	2.50 degrees / 1.50 degrees	

Tilt Rating - Fore and Aft

ES1932i	2.75 degrees	
ES1932	3.75 degrees	
ES2632 / ES3246	3.50 degrees	


Turning Radius (Inside)

	0	0
--	---	---

Turning Radius (Outside)

ES1932i/ES1932	66 in.	1.7 m
ES2632	88 in.	2.2 m
ES3246	93 in.	2.4 m

* Certain options or country standards will increase weight.



Standard Specifications

Power Source

Batteries	4 x 6V 220 amp-hr
Charger	27 amp
Drive	24V DC

Hydraulic Reservoir

• Capacity (at Full mark)		
ES1932i/ES1932	1.85 gal.	7 L
ES2632/ES3246	3.2 gal.	12 L
• Pump	Fixed Displacement Gear	

Tires

• Tire Size/Type (Non-Marking)		
ES1932i/ES1932	12.7 x 4 in.	323 x 100 mm
ES2632/ES3246	16 x 5 in.	406 x 125 mm

Brakes

- Multi-Disc Friction

Standard Features

- Proportional Controls
- Battery Condition Indicator
- AC Receptacle in Platform
- All Motion Alarm
- 27 amp Multi-Function Universal Charger
- Horn
- Hourmeter
- Tilt Alarm and Light
- Lanyard Attach Points
- Movable, Removable Platform Control Box
- Nickel Plated Pins
- Lubrication Free Scissor Arm Bushings
- Scissor Maintenance Prop
- Active Pothole Protection System
- Lifting and Tie Down Points
- Fork Lift Pockets
- Foot-Actuated Deck Extension
- Steel Swing-Out Doors
- Variable Tilt Visual Zone Indicator
- Manual Descent Cable
- Diamond Tread Steel Deck
- Greaseless Kingpin Joints
- Analyzer Port for Diagnostics
- Dynamic Braking
- Removable Ladder
- QuikFold Rails (ES1932i & ES1932)
- Smart Charger - CAN Enabled
- USB Charger & Phone Holster
- Self-closing Gate
- DC Electric Drive
- Telematics-Ready Harness
- Load Sensing System
- Fold Down Rails with Self-Closing Gate
- ANSI A92.20 Compliant

Accessories & Options

- CleanGuard
- Coiled Platform Control Box Cable
- Drive Motor Covers
- Flashing Amber Beacon
- MDI (Ground)
- Anti-Vandalism PKG
- Eagle Performance Charger
- 900W Inverter
- White Noise Alarm
- JLG™ Mobile Control
- SkySense™ Level I
- SkySense™ Level II (ES2632 & ES3246)
- QuikAccess Platform (19' only)

AERIAL TITANS

866-874-0584

WWW.AERIALTITANS.COM

ES SERIES

ELECTRIC SCISSOR LIFTS

AERIAL TITANS

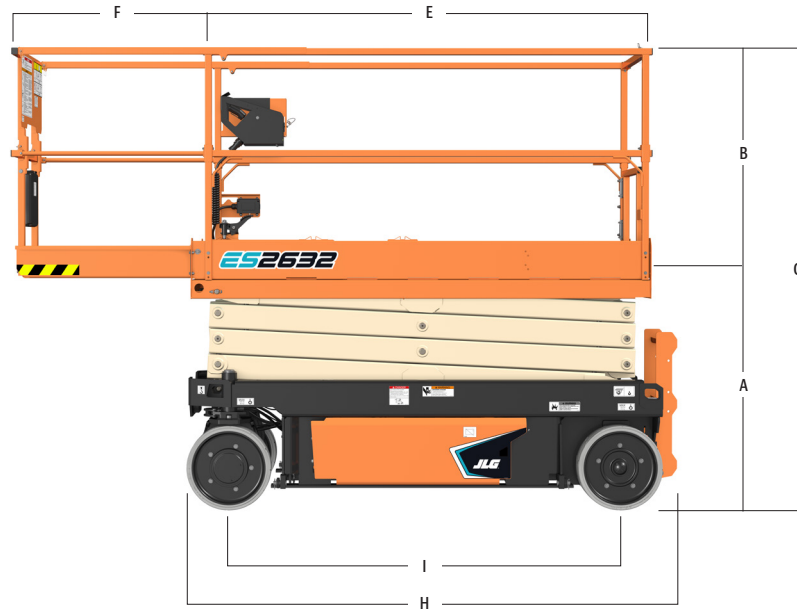
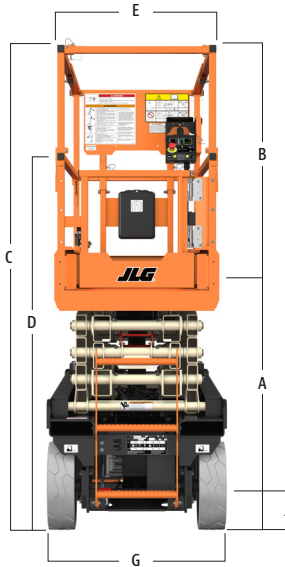
866-874-0584

WWW.AERIALTITANS.COM

<< go back

Dimensions

All dimensions are approximate.



A. Platform Height - Lowered

ES1932i / ES1932	38.6 in.	1.0 m
ES2632	43.6 in.	1.1 m
ES3246	50.9 in.	1.3 m

B. Platform Railing Height

ES1932i / ES1932 / ES2632 / ES3246	43.3 in.	1.1 m
------------------------------------	----------	-------

C. Overall Height

ES1932i / ES1932	82.8 in.	2.1 m
ES2632	88.2 in.	2.2 m
ES3246	96.3 in.	2.5 m

D. Overall Height (Rails Lowered)

ES1932i / ES1932	64.3 in.	1.63 m
ES2632	70.3 in.	1.8 m
ES3246	77.6 in.	2.0 m

E. Platform Size

ES1932i / ES1932	62.7 in x 25.4 in.	1.59 m x .64 m
ES2632	25.4 in. x 84.0 in.	0.7 m x 2.1 m
ES3246	41.6 in. x 84.0 in.	1.1 m x 2.1 m

F. Platform Extension

ES1932i / ES1932	36.0 in.	91.0 cm
ES2632	34.0 in.	86.5 cm
ES3246	36.0 in.	91.0 cm

G. Overall Width

ES1932i / ES1932	32.0 in.	81.0 cm
ES2632	32.0 in.	81.0 cm
ES3246	46.0 in.	117.0 cm

H. Overall Length

ES1932i / ES1932	68.7 in.	1.7 m
ES2632 / ES3246	94.3 in.	2.4 m

I. Wheelbase

ES1932i / ES1932	53.0 in.	1.3 m
ES2632 / ES3246	74.0 in.	1.9 m

J. Ground Clearance (Pothole Protection Not Deployed)

ES1932i / ES1932	2.8 in.	7.0 cm
ES2632 / ES3246	3.9 in.	9.8 cm

<< go back

AERIAL TITANS

866-874-0584

WWW.AERIALTITANS.COM

The JLG "1 & 5" Warranty

We provide coverage for one (1) full year, and cover all specified major structural components for five (5) years. Due to continuous product improvements, we reserve the right to make specification and/or equipment changes without prior notification. This machine meets or exceeds applicable ANSI and CSA requirements based on machine configuration as originally manufactured for intended applications. Please reference the serial number plate on the machine for additional information.

Part No.: 3131511
R0920_A92.20
Printed in USA

JLG Industries, Inc.

1 JLG Drive
McConnellsburg, PA 17233-9533
Telephone 717-485-5161
Toll-free in US 877-JLG-LIFT
Fax 717-485-6417

www.jlg.com

An Oshkosh Corporation Company