

600 SERIES

TELESCOPIC BOOM LIFTS

**AERIAL
TITANS**866-874-0584
WWW.AERIALTITANS.COM**JLG**
reachingout®

Performance

Platform Height		
600S	59 ft 8 in.	18.18 m
660SJ	65 ft 8 in.	20.02 m
Horizontal Outreach		
600S	50 ft 2 in.	15.29 m
660SJ	57 ft 1 in.	17.40 m
Swing	360° Continuous	
Platform Capacity		
600S Restricted/Unrestricted	1,000 lb/600 lb	454 kg/272 kg
660SJ Restricted/Unrestricted	750 lb/550 lb	340 kg/249 kg
Platform Rotator		
600S	160° Hydraulic	
660SJ	180° Hydraulic	
Weight ¹		
600S	22,900 lb	10,387 kg
660SJ	25,341 lb	11,494 kg
Max. Ground Bearing Pressure		
600S	83 psi	5.84 kg/cm ²
660SJ	86 psi	6.00 kg/cm ²
Drive Speed 4WD	3.8 mph	6.1 km/hr
Gradeability 4WD	45%	
Tilt Cut Out	5°	
Axle Oscillation	8 in.	0.2 m
Turning Radius, Inside/Outside		
2WS	9 ft 7 in./19 ft 4 in.	2.92 m/5.89 m
4WS	5 ft 3 in./12 ft 8 in.	1.61 m/3.87 m

1. Certain options or country standards increase weight

Standard Specifications

Power Source

Dual Fuel Engine		
Ford MSG425-DF	84 hp	62 kW
Diesel Engine		
Deutz D2.9L4 Tier 4 Final	48.8 hp	36.4 kW
Fuel Tank Capacity	31 gal	117 L

Hydraulic System

Capacity	34 gal	129 L
Auxiliary Power	12V DC	

Tires

Standard	355/55D625 Foam Filled
Optional	Non Marking Foam-Filled



Standard Features

- Oscillating Axle
- Hydraulic Platform Rotator
- 110V AC Receptacle in the Platform
- 5 Degree Tilt Alarm/Indicator Light
- Swing-Out Engine Tray
- 12V DC Auxiliary Power
- Hourmeter
- SkyGuard SkyLine™
- Control ADE® System
- All Motion Alarm
- Proportional Controls
- Gull-Wing Hoods
- Platform Console Machine Status
- Light Panel*
- Engine Distress Warning/Shutdown—
- Selectable via JLG Analyzer
- Lifting/Tie Down Lugs
- Load Sensing System

*Provides indicator lights at platform control console for system distress, fuel level, low fuel, 5 degree tilt light and foot switch status.

Accessories & Options

- 36 x 72 in. (0.91 x 1.83 m) Platform
- Fall Arrest Platform
- Inward Swinging Gate
- Soft Touch System
- SkySense™
- Operators Tool Tray
- Tow Package
- 43.5 lb (19.7 kg) Propane Tank
- Cold Weather Start Kit¹
- Hostile Environment Kit²
- Light Package³
- Flashing Amber Beacon
- Arctic Package⁴
- Accessory Packages:
 - SkyWelder®
 - SkyPower®

1. Includes battery blanket, hydraulic tank heater, block heater.

2. Includes boom wipers, cylinder bellows and console cover.

3. Includes platform work lights, head and tail lights, amber beacon.

4. Includes arctic hydraulic hoses (drive, steer), main boom cable, extreme cold engine oil, fuel conditioner, engine block heater, battery blanket, glow plugs, hydraulic tank heater, oversized footswitch and arctic hydraulic oil.

Additional accessories and options available via JLG Aftermarket.

**AERIAL
TITANS**

866-874-0584

WWW.AERIALTITANS.COM

600 SERIES

TELESCOPIC BOOM LIFTS

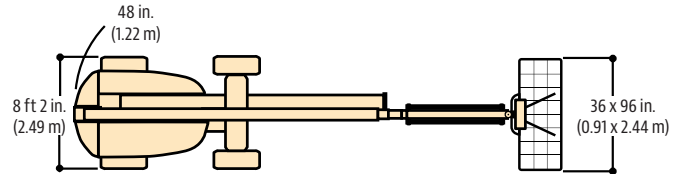
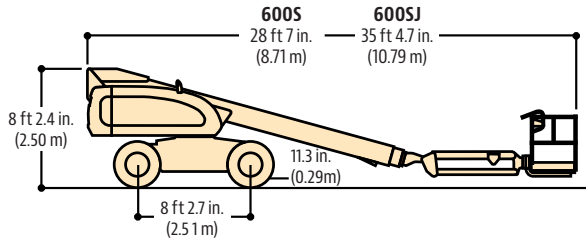
**AERIAL
TITANS**

866-874-0584
WWW.AERIALTITANS.COM

JLG
reachingout®

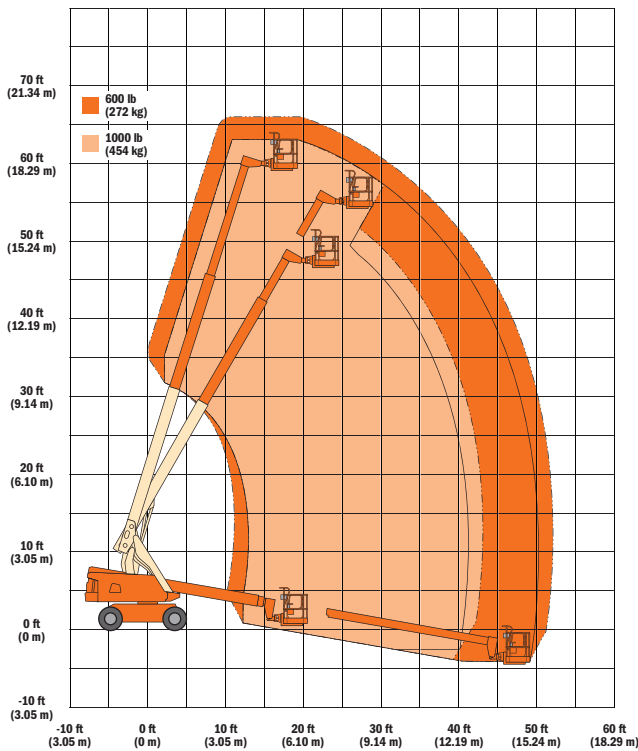
Dimensions

All dimensions are approximate.

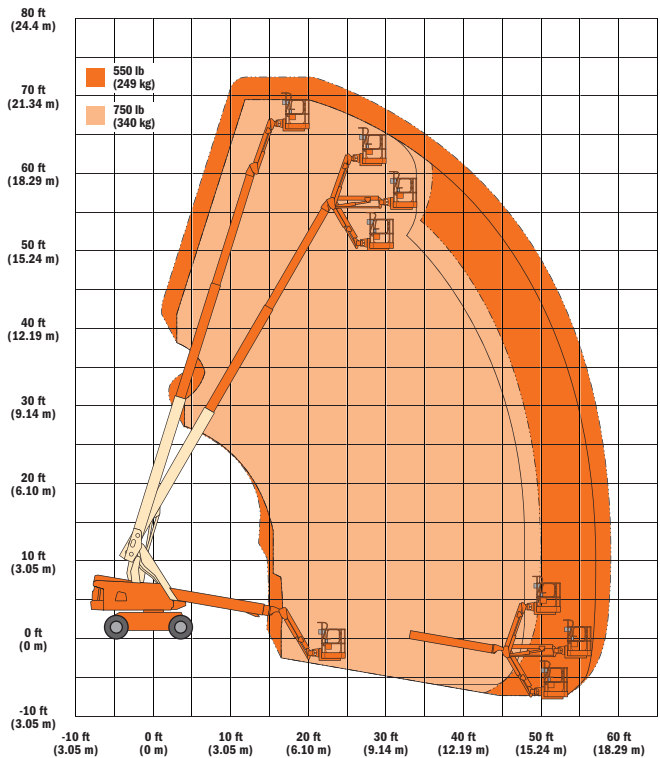


Reach Dimensions

600S



660SJ



<< go back

The JLG "1 & 5" Warranty

We provide coverage for one (1) full year and cover all specified major structural components for five (5) years. Due to continuous product improvements, we reserve the right to make specification and/or equipment changes without prior notification. This machine meets or exceeds applicable ANSI and CSA requirements based on machine configuration as originally manufactured for intended applications. Please reference the serial number plate on the machine for additional information.

Part No.: 3131028
R1219_A92.20
Printed in USA

JLG

JLG Industries, Inc.

1 JLG Drive
McConnellsburg, PA 17233-9533
Telephone 717-485-5161
Toll-free in US 877-JLG-LIFT
Fax 717-485-6417
www.jlg.com

An Oshkosh Corporation Company