




KEY FEATURES

- Lower Project Costs: Eight-story lift height reduces or eliminates the need for costly cranes
- More Productivity: 60-ft of forward reach minimizes material rehandling
- Precision Placement: 30-ft of up-and-over reach
- Enhanced Visibility: Right side electronic mirror

ACCESSORIES & OPTIONS

- Enclosed Cab
- Road Lights
- Air Conditioning
- Work Lights
- Hydraulic Coupler
- Brick Guards
- Arctic Package
- Operator Confidence Package
- Ride Control & Boom Float
- Wiper Package
- Air Shut Off Valve
- SmartLoad Technology
- White Noise Back Up Alarm

ATTACHMENTS

Standard Carriage	50 in.	1.3 m
	60 in.	1.5 m
	72 in.	1.8 m
Side-Tilt Carriage	50 in.	1.3 m
	60 in.	1.5 m
	72 in.	1.8 m
Swing 90° or 180° Carriage	72 in.	1.8 m
	72 in.	1.8 m
Dual Fork Positioning Carriage	50 in.	1.3 m
Side-Shift Carriage	48 in.	1.3 m
Pallet Forks	2.36 in. x 4 in. x 48 in.	60 mm x 102 mm x 1.2 m
	2.36 in. x 5 in. x 48 in.	60 mm x 127 mm x 1.5 m
	2.00 in. x 7 in. x 60 in.	51 mm x 178 mm x 1.5 m
Lumber Forks	2.36 in. x 6 in. x 60 in.	60 mm x 152 mm x 1.5 m
	2.00 in. x 6 in. x 72 in.	51 mm x 152 mm x 1.8 m
	2 in. x 2 in. x 48 in.	51 mm x 51 mm x 1.2 m
Cubing Forks	72 in., 1.0 cu yd	1.8 m, .76 m ³
Material Bucket	8 ft, 6,000 lb Capacity	1.8 m, 2,722 kg Capacity
Fork-Mounted Work Platform		
Sheet Material Handler		
Fork-Mounted Extendable Truss		

STANDARD SPECIFICATIONS

Performance

Rated Capacity	10,000-lb / 4,536-kg
Maximum Lift Height	75-ft / 22.86-m
Load at Max Height	6,000-lb / 2,720-kg
Maximum Forward Reach	60-ft / 18.29-m
Load at Max Reach	2,100-lb / 950-kg
Frame Leveling	8 Degrees
Lift Speed (boom retracted) Up	26 sec
Lift Speed (boom retracted) Down	22 sec
Boom Speed Extended	30 sec
Boom Speed Retracted	22 sec
Top Travel Speed (4-Speed)	17 mph / 28 kph
Drawbar Pull (loaded)	22,500-lb / 100 kN
Outside Turning Radius	160-in / 4.1-m
Operating Weight	43,600-lb / 19,780-kg

Engine

Make and Model	Cummins QSB4.5L Tier 4 F
No. of Cylinders	4
Displacement	275 cu in. / 4.5 L
Gross Power Basic	160 hp / 119 kW
Maximum Torque @ 1500 rpm	460 lb-ft / 624 Nm
Fuel Tank Capacity	43 gal / 163 L

Transmission

Hydrostatic 2-speed forward and 2-speed reverse

Axles

Trunnion mounted planetary 48° steer axles. Integral steer cylinder. High bias limited slip differential on front axle.

Brakes

Service brakes are inboard wet disc brake on front and rear axles. Parking brakes are wet disc spring-applied hydraulic release on front axle.

Tires

Standard	17.5-25 SGG Foam Firestone
----------	----------------------------

Cab

- Certified ROPS/FOPS structure
- Horn
- Tilt & declutch on joystick
- Adjustable seat
- Single joystick controls
- Anti-theft

Steering 4-Wheel

Hydraulic power steering with manual backup. Operator selectable 4-wheel circle, 4-wheel crab, 2-wheel front.

Instruments

- Volt meter
- Engine oil pressure gauge
- Fuel gauge
- Hourmeter
- Temperature gauge
- DEF gauge

Hydraulic System-Implement

Capacity	90 gal / 342 L
----------	----------------

Load sense piston pump. Auxiliary hydraulics used for all attachments equipped with cylinders or other hydraulic components.

1075

TELEHANDLER



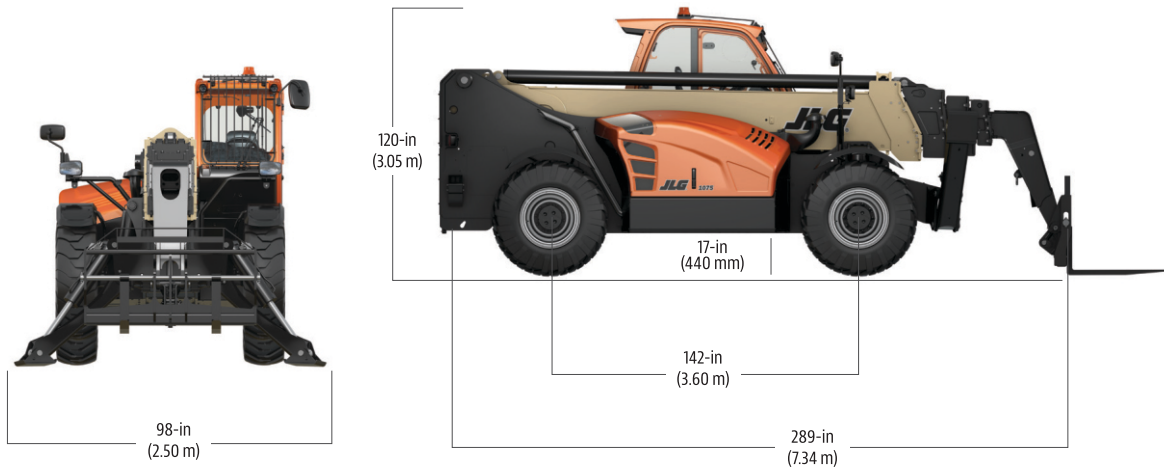
DIMENSIONS

All dimensions are approximate

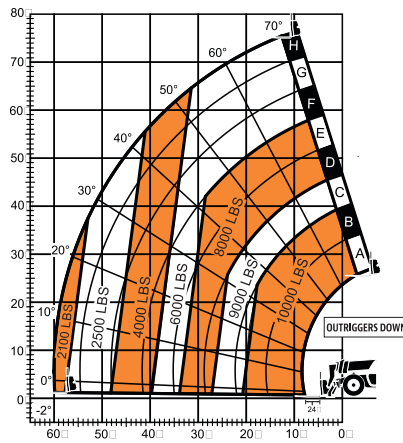
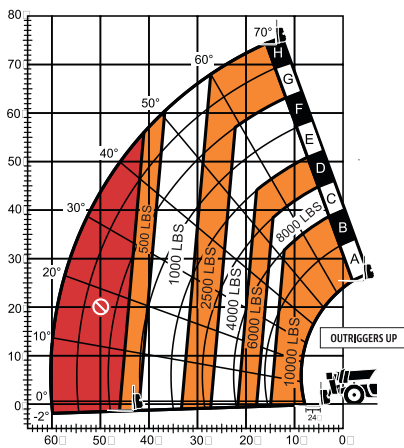


Dimensions

All dimensions are approximate.



LOAD CHART



866 874-0584 AERIALTITANS.COM



We provide coverage for one (1) full year, and cover all specified major structural components for five (5) years. Due to continuous product improvements, we reserve the right to make specification and/or equipment changes without prior notification. This machine meets or exceeds applicable ANSI and CSA requirements based on machine configuration as originally manufactured for intended applications. Please reference the serial number plate on the machine for additional information.



JLG INDUSTRIES, INC.
Toll-free US 877-JLG-LIFT
JLG.com

An Oshkosh Corporation Company