



Performance

Rated Capacity	10,000 lb	4,536 kg
Maximum Lift Height	55 ft	16.76 m
Load at Max Height	5,000 lb	2,268 kg
Maximum Forward Reach	42 ft	12.8 m
Load at Max Reach	3,000 lb	1,361 kg
Frame Leveling	10°	
Lift Speed (boom retracted)		
Up	14 sec	
Down	11 sec	
Boom Speed		
Extended	16 sec	
Retracted	15 sec	
Top Travel Speed (4-Speed)	20 mph	32 kph
Drawbar Pull (loaded)	25,400 lb	113 kN
Outside Turning Radius	14 ft	4.3 m
Operating Weight	31,559 lb	14,315 kg

Standard Specifications

Engine

Make and Model	Cummins QSF3.8L Tier 4 F	
No. of Cylinders	4	
Displacement	231.9 cu in.	3.8 L
Gross Power Basic	130 hp	96 kW
Maximum Torque @ 1500 rpm	360 lb-ft	488 Nm
Fuel Tank Capacity	38.3 gal	145 L

Transmission

Powershift 4-speed forward and 3-speed reverse.

Axles

Trunnion mounted planetary 55° steer axles. Integral steer cylinder. High bias limited slip differential on front axle.

Brakes

Service brakes are inboard wet disc brake on front and rear axles. Parking brakes are wet disc spring-applied hydraulic release on front axle.

Tires

Standard	400/75-28
Optional	Foam-Filled or Solid

Cab

- Certified ROPS/FOPS structure
- Horn
- Tilt & declutch on joystick
- Adjustable seat
- Single joystick controls
- Anti-theft

Steering 4-Wheel

Hydraulic power steering with manual backup. Operator selectable 4-wheel circle, 4-wheel crab, 2-wheel front.

Instruments

- Volt meter
- Engine oil pressure gauge
- Fuel gauge
- Hourmeter
- Temperature gauge
- DEF gauge

Hydraulic System-Implement

Capacity	48.6 gal	184 L
----------	----------	-------

Load sense piston pump. Auxiliary hydraulics used for all attachments equipped with cylinders or other hydraulic components.

Accessories & Options

- Enclosed Cab
- Auxiliary Electrics
- Road Lights
- Air Conditioning
- Work Lights
- Rotating Beacon
- Hydraulic Coupler
- Fenders
- Brick Guards
- Arctic Package
- Multi-Function Display with Reversing Camera
- Ride Control
- Reverse Sensing System
- Boom Brushes
- Secondary Steering
- Wiper Package
- Positive Air Shut Off
- Non-Marking Tires

Attachments

Standard Carriage	50 in. 60 in. 72 in.	1.3 m 1.5 m 1.8 m
Side-Tilt Carriage	50 in. 60 in. 72 in.	1.3 m 1.5 m 1.8 m
Swing 90° or 180° Carriage	72 in.	1.8 m
Dual Fork Positioning Carriage	50 in.	1.3 m
Side-Shift Carriage	50 in.	1.3 m
Tower	8 ft	2.4 m
Tower with Side Tilt	8 ft	2.4 m
Pallet Forks	2.36 in. x 4 in. x 48 in. 2.36 in. x 5 in. x 48 in. 2.00 in. x 6 in. x 72 in.	60 mm x 102 mm x 1.2 m 60 mm x 127 mm x 1.2 m 51 mm x 152 mm x 1.8 m
Lumber Forks	2.00 in. x 7 in. x 60 in. 2.36 in. x 6 in. x 60 in.	51 mm x 178 mm x 1.5 m 60 mm x 152 mm x 1.5 m
Cubing Forks	2 in. x 2 in. x 48 in.	51 mm x 51 mm x 1.2 m
Fork Extensions	90 in.	2.3 m
Material Bucket	72 in., 1.0 cu yd 96 in., 1.5 cu yd 102 in., 2.0 cu yd	1.8 m, 0.76 m³ 2.4 m, 1.15 m³ 2.6 m, 1.53 m³
Grapple Bucket	96 in., 1.75 cu yd	2.4 m, 1.34 m³
Truss Boom	3 ft (winch), 4,000 lb Capacity	0.9 m, 1,814 kg Capacity
Truss Boom	12 ft, 2,000 lb 15 ft, 2,000 lb 12 ft with winch, 2,000 lb	3.7 m, 907 kg 4.6 m, 907 kg 3.7 m, 907 kg
Fork-Mounted Work Platform	8 ft, 6,000 lb Capacity	1.8 m, 2,722 kg Capacity
Pipe Grapple	72 in., 6,000 lb Capacity	2.4 m, 2,722 kg Capacity
Bucket-Fork Mounted	60 in., 1.3 cu yd	1.5 m, 1.0 m³
Material Handling Arm	4,000 lb Capacity	1,814 kg Capacity
Trash Hopper	72 in., 1.9 cu yd	1.8 m, 1.5 m³
Lifting Hook-Fork Mounted		
Lifting Hook-Coupler Mounted		
Fork-Mounted Extendable Truss		

1055


TELEHANDLER



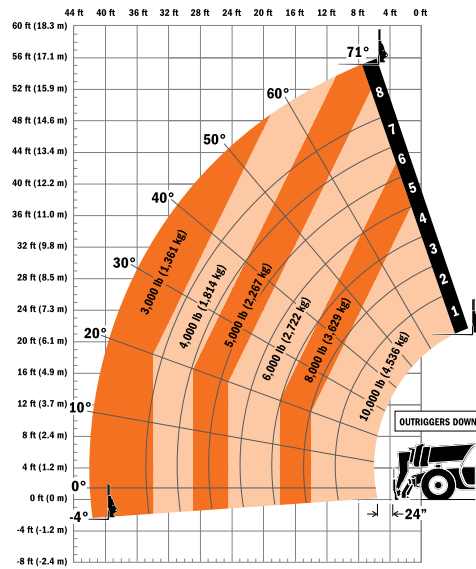
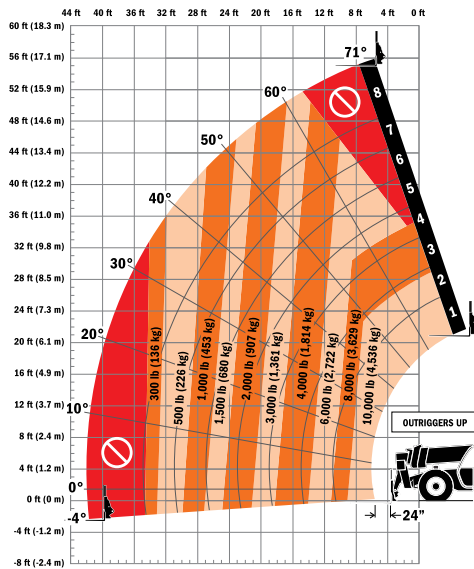
AERIAL TITANS

Dimensions

All dimensions are approximate.



Load Chart



866 874-0584 AERIALTITANS.COM

The JLG "1, 2 & 5" Warranty

We provide coverage for one (1) full year on the entire machine, two (2) full years or 2,000 hours on the drivetrain and cover all specified major structural components for five (5) years. Due to continuous product improvements, we reserve the right to make specification and/or equipment changes without prior notification.

Part No.: 3132243
RT11803
Printed in USA



JLG Industries, Inc.
1 JLG Drive
McConnellsburg, PA 17233-9533
Telephone 717-485-5161
Toll-free in US 877-JLG-LIFT
Fax 717-485-6417
www.jlg.com

An Oshkosh Corporation Company