

SPECIFICATION

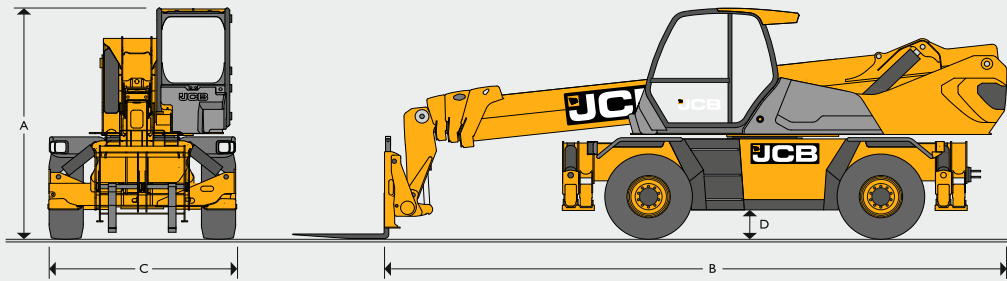


ROTATING TELESCOPIC HANDLER | 512-83R

Gross power: 150HP (112kW) | Lift capacity: 12,000 lb (5,500 kg) | Maximum lift height: 83 ft (25.5 m)

 **AERIAL TITANS**

 **JCB**



DIMENSIONS			
A	Overall height	ft-in (m)	10-1 (3.08)
B	Overall length	ft-in (m)	26-6 (8.09)
C	Overall width	ft-in (m)	8-0 (2.45)
D	Ground clearance	in (cm)	13 (35)
	Max lift height	ft-in (m)	83-7 (25.5)
	Max reach	ft-in (m)	70-2 (21.4)
	Max lift capacity	lb (kg)	12,125 (5500)
	Capacity at max height	lb (kg)	4,400 (2000)
	Capacity at max reach	lb (kg)	660 (300)
	Overall weight	lb (kg)	42,770 (19400)
	Front axle unladen weight (boom retracted and lowered)	lb (kg)	19,092 (8660)
	Rear axle unladen weight (boom retracted and lowered)	lb (kg)	23,678 (10740)
	Turning radius (over tires)	ft-in (m)	14-0 (4.29)

ENGINE			
Type			JCB ECOMax T4F
Displacement	litres		4.8
Gross power	hp (kW)		145 (108) @ 2200rpm
Max torque	Nm		560 @ 1500rpm
Cylinders			4 in line
Fuel			Diesel direct injection turbocharged
Fuel tank	gal (l)		50 (190)
DEF tank	gal (l)		7 (26)
Gradeability			40%
Batteries	volts		2 x 12
Cooling system			Water – intercooler

TRANSMISSION AND HYDRAULICS	
Transmission model	Bosch Rexroth
Transmission type	Two-speed hydrostatic
Drive wheels	4-wheel drive
Steering mode	4-wheel steer – 3 steering modes

HYDRAULICS			
Type			Variable displacement pump electronically controlled with variable displacement motor
Flow rate	gal/min (l/min)		42 (160)
Movement control			2 servo electric joysticks
Operating system pressure	psi (bar)		4206 (290)

PERFORMANCE			
Rotation			Continuous 360° rotation of turret mounted on external slew ring with in cab manual slew lock
Max travel speed	mph (kph)		25 (40)

AXLES	
Type	Dana Spicer – with epicyclic reduction gear
Model	213
Oscillation	±8° oscillation with automatic hydraulic lock out on rear axle

BRAKES	
Type	Power brakes hydraulically activated, oil-immersed multi-disc type on each axle
Rear axle	SAHR park brake

OUTRIGGERS	
Type	4x telescopic outriggers with one touch auto deploy/level/retract

LOAD MANAGEMENT SYSTEM	
	Boom capacity and outrigger function load management system with RFID for attachment recognition
	7" screen with rotary controller
	Programmable envelope limits
	5 configurable speed profiles

CARRIAGE	
Type	Q-Fit carriage
Attachment recognition	RFID

TIRES	
Type	445 / 65 R22.5

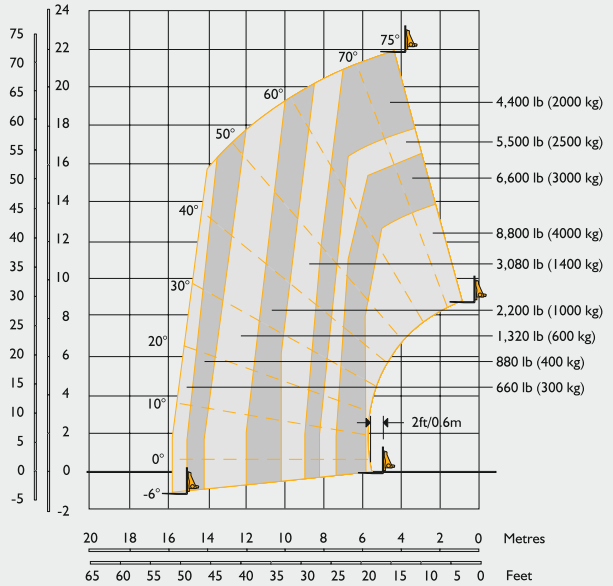


866 874-0584 AERIALTITANS.COM

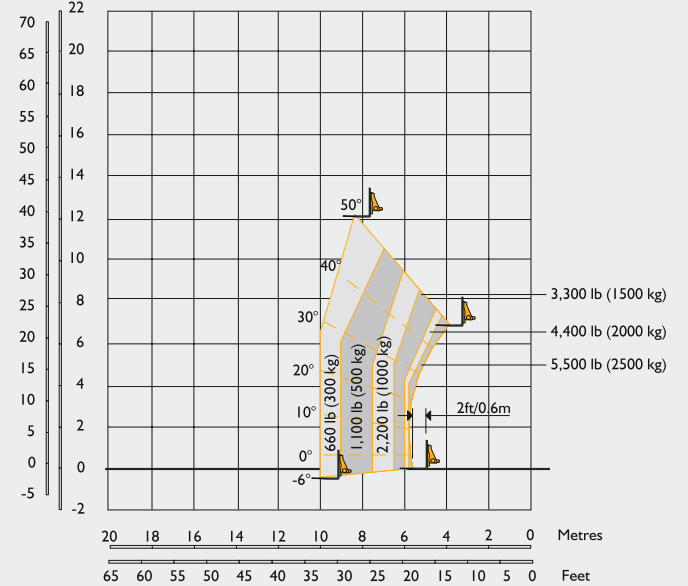
LIFT PERFORMANCE – FORKS, 360° WITH OUTRIGGERS DEPLOYED



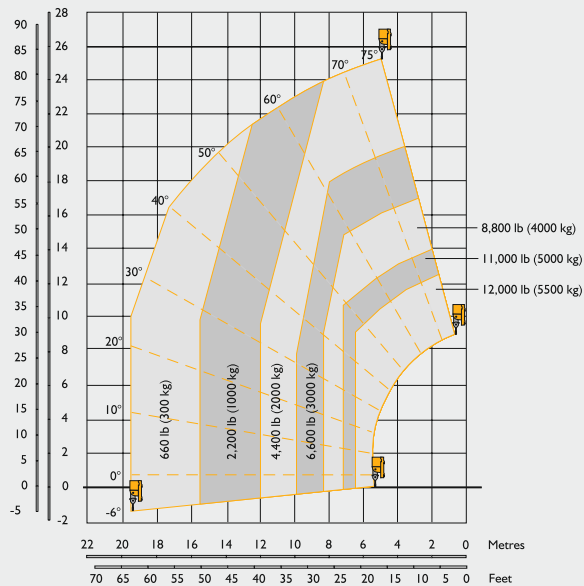
LIFT PERFORMANCE – FORKS, STRAIGHT AHEAD ON TIRES



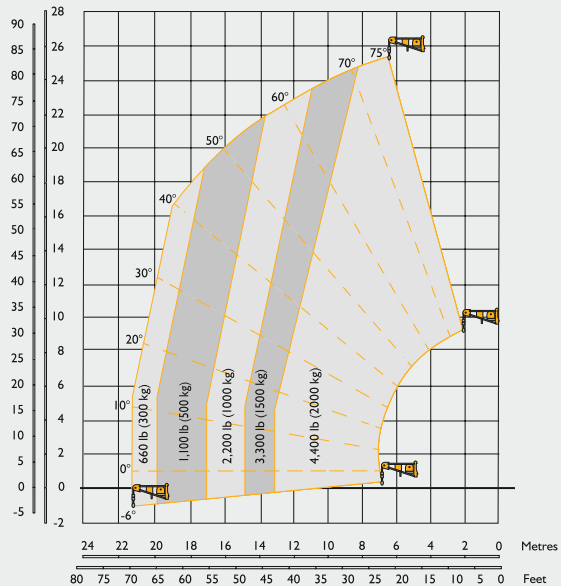
LIFT PERFORMANCE – FORKS, 360° ON TIRES



LIFT PERFORMANCE – 5.5T WINCH, 360° WITH OUTRIGGERS DEPLOYED



LIFT PERFORMANCE – 2T-6 FT JIB WINCH, 360° WITH OUTRIGGERS DEPLOYED



LIFT PERFORMANCE – 2200 LB SLEWING MAN PLATFORM WITH OUTRIGGERS DEPLOYED

