

# Genie® SX™ -125 XC™

## Specifications



## Range of motion SX-125 XC

Models	SX-125 XC	
Measurements	US	Metric
Working height max. <sup>(1)</sup>	131 ft	40,10 m
Platform height max.	125 ft	38,10 m
Horizontal reach max.	80 ft	24,38 m
Below ground reach	8 ft 10 in	2,69 m
<b>A</b> Platform length (8 ft/6 ft)	3 ft/2 ft 6 in	0,91 m/0,76 m
<b>B</b> Platform width (8 ft/6 ft)	8 ft/6 ft	2,44 m/1,83 m
<b>C</b> Height - stowed	10 ft	3,05 m
<b>D</b> Length - stowed	46 ft 9 in	14,25 m
<b>D</b> Length - storage/transport (jib tucked under)	40 ft	12,19 m
<b>E</b> Width (axles retracted)	8 ft 2 in	2,49 m
<b>E</b> Width (axles extended)	12 ft 11 in	3,94 m
<b>F</b> Wheelbase	13 ft 6 in	4,11 m
<b>G</b> Ground clearance - center	15 in	0,38 m
<b>H</b> Height under counterweight	4 ft	1,22 m

### Productivity

Lift capacity max. - unrestricted	660 lb	300 kg
Lift capacity max. - restricted	1 000 lb	454 kg
Number of Platform Occupants (restricted/unrestricted)		3/2
Platform rotation		160°
Jib length	5 ft	1,52 m
Vertical jib rotation (up/down)		135°
Turntable rotation		360°
Turntable tailswing (axles retracted)	1 ft 10 in	0,56 m
Turntable tailswing (axles extended)	3 ft 4 in	1,02 m
Drive speed - stowed	3,0 mph	4,9 km/h
Drive speed - raised	0,38 mph	0,6 km/h
Gradeability - stowed <sup>(2)</sup>		40 %
Tilt sensor activation (front to back/side to side)		4,5° / 4,5°
Turning radius - inside/outside (axle retracted)	26 ft 4 in/32 ft 8 in	8,03 m/9,96 m
Turning radius - inside/outside (axle extended)	9 ft 6 in/20 ft 3 in	2,90 m/6,17 m
Tires	445D50/710	

### Power

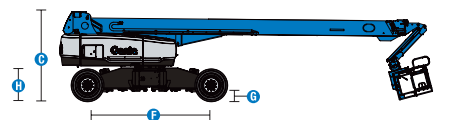
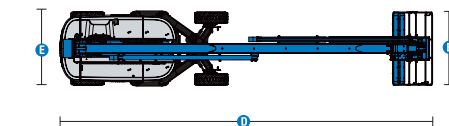
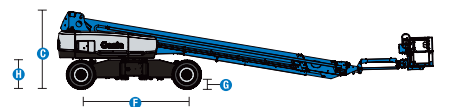
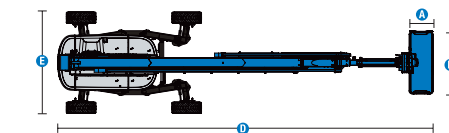
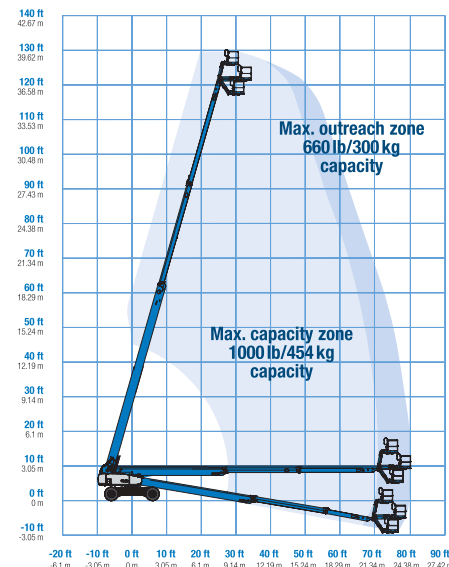
Power	Diesel	
Hydraulic tank capacity	55 gal	208 L
Fuel tank capacity	40 gal	151 L

### Weight<sup>(3)</sup> and Floor Loading<sup>(4)</sup>

Weight	45 636 lb	20 700 kg
Tire contact pressure	102 psi	700 kPa
Occupied floor pressure, axles retracted/ extended	324 psf/ 205 psf	15,52 kPa/ 9,81 kPa

### Sound and Vibration Levels

Sound Pressure level (ground workstation)	91 dBA
Sound Pressure level (platform workstation)	75 dBA
Vibrations	< 2,5 m/s <sup>2</sup>



(1) The metric equivalent of working height adds 2m to platform height. The imperial equivalent adds 6ft to platform height.  
 (2) Gradeability applies to driving on slopes and may vary depending on options and machine configurations. See operator's manual for details regarding slope ratings.  
 (3) Weight refers to standard configuration and may vary depending on options and/or country standards.  
 (4) Floor loading information is approximate and may vary depending on options and machine configurations. It should be used only with adequate safety factors.



(866)874-0584 AERIALTITANS.COM

# Genie® SX™ -125 XC™

## SKU: Standard Model

- SX-125 XC, 4WD\*
- **SX125XC1AF0043:** SX-125 XC, 12kW Welder Ready, 4WD
- **SX125XC1AF0044:** SX-125 XC, 12kW Welder Ready, Cold weather package, 4WD

\* Build to Order



Option availability	S	S+	BtO	
<b>Power</b>	74 hp, 55 kW, Deutz TD2.9L, Turbo Diesel, T4f		<input type="radio"/>	
	Cold weather package		<input type="radio"/>	
	Diesel air intake pre-cleaner		<input type="radio"/>	
	Positive air shutdown system		<input type="radio"/>	
	Anti-restart engine protection	<input checked="" type="checkbox"/>	<input checked="" type="checkbox"/>	<input checked="" type="checkbox"/>
	Auto engine fault shutdown	<input checked="" type="checkbox"/>	<input checked="" type="checkbox"/>	<input checked="" type="checkbox"/>
	In cylinder glow plug (diesel only)	<input checked="" type="checkbox"/>	<input checked="" type="checkbox"/>	<input checked="" type="checkbox"/>
<b>Platform</b>	6ft/1,83m dual-entry platform with side swing gate		<input type="radio"/>	
	8ft/2,44m tri-entry platform with side swing gate	<input checked="" type="checkbox"/>	<input checked="" type="checkbox"/>	
	Dual axis joystick steering	<input checked="" type="checkbox"/>	<input checked="" type="checkbox"/>	
	Thumb rocker steering		<input type="radio"/>	
	Air line to platform		<input type="radio"/>	
	Control box covers		<input type="radio"/>	
	Lift Guard Full Mesh panels		<input type="radio"/>	
	Lift Guard Half Mesh panels		<input type="radio"/>	
	Light Package: drive and work lights		<input type="radio"/>	
	Platform auxiliary top rail		<input type="radio"/>	
	4 Steering modes	<input checked="" type="checkbox"/>	<input checked="" type="checkbox"/>	<input checked="" type="checkbox"/>
	660lb/300kg & 1000lb/454kg dual load capacity with automatic envelope control	<input checked="" type="checkbox"/>	<input checked="" type="checkbox"/>	<input checked="" type="checkbox"/>
	Drive enable system	<input checked="" type="checkbox"/>	<input checked="" type="checkbox"/>	<input checked="" type="checkbox"/>
	Horn	<input checked="" type="checkbox"/>	<input checked="" type="checkbox"/>	<input checked="" type="checkbox"/>
Lift Guard Contact Alarm	<input checked="" type="checkbox"/>	<input checked="" type="checkbox"/>	<input checked="" type="checkbox"/>	
Lift Tools Work Tray	<input checked="" type="checkbox"/>	<input checked="" type="checkbox"/>	<input checked="" type="checkbox"/>	
Platform load sense system	<input checked="" type="checkbox"/>	<input checked="" type="checkbox"/>	<input checked="" type="checkbox"/>	
Proportional controls	<input checked="" type="checkbox"/>	<input checked="" type="checkbox"/>	<input checked="" type="checkbox"/>	
Self-leveling platform	<input checked="" type="checkbox"/>	<input checked="" type="checkbox"/>	<input checked="" type="checkbox"/>	
<b>Chassis</b>	Lift Connect Telematics	<input checked="" type="checkbox"/>	<input checked="" type="checkbox"/>	
	Telematics-ready	<input checked="" type="checkbox"/>	<input checked="" type="checkbox"/>	
	Lift Connect with Access Manager upgrade		<input type="radio"/>	
	Biodegradable hydraulic oil		<input type="radio"/>	
	Cold weather hydraulic oil		<input type="radio"/>	
	Fire resistant hydraulic oil		<input type="radio"/>	
	Rough terrain, foam-filled tires	<input checked="" type="checkbox"/>	<input checked="" type="checkbox"/>	
	Hostile environment kit		<input type="radio"/>	
	2 speed wheel motors	<input checked="" type="checkbox"/>	<input checked="" type="checkbox"/>	
	Alarm package: includes flashing beacon and travel alarm	<input checked="" type="checkbox"/>	<input checked="" type="checkbox"/>	
	Chassis tilt lift and drive function cut-out	<input checked="" type="checkbox"/>	<input checked="" type="checkbox"/>	
	Descent, tilt and motion alarm	<input checked="" type="checkbox"/>	<input checked="" type="checkbox"/>	
	Dual battery system	<input checked="" type="checkbox"/>	<input checked="" type="checkbox"/>	
	Hour meter	<input checked="" type="checkbox"/>	<input checked="" type="checkbox"/>	
Hydraulic oil cooler	<input checked="" type="checkbox"/>	<input checked="" type="checkbox"/>		
Mini XChassis extendable axles	<input checked="" type="checkbox"/>	<input checked="" type="checkbox"/>		
Tech Pro Link connector	<input checked="" type="checkbox"/>	<input checked="" type="checkbox"/>		

- S** Standard
- S+** Standard +
- BtO** Build to Order
- Standard Features
- Options



Xtra Capacity



Mini XChassis



Smooth Envelope



### Genie Genuine Accessories<sup>(1)</sup>

- Lift Tools Productivity Tools
- Lift Connect Telematics
- Tech Pro Link Handheld Device

(1) More accessories available from Genie Genuine Parts.



(866)874-0584 AERIALTITANS.COM

Product specifications are subject to change without notice or obligation. Photographs and/or drawings herein are for illustrative purposes only. Refer to the appropriate Operator's Manual for instructions on proper equipment use. Failure to follow instructions in the Operator's Manual may result in serious injury or death. The only warranty applicable to our equipment is the standard written warranty applicable to the particular product and sale and we make no other warranty, express or implied. Products and services listed may be trademarks, service marks or trade names of Terex Corporation and/or their subsidiaries in the USA and many other countries. Terex, Genie, Quality By Design, Xtra Capacity, Lift Power, Lift Guard, Lift Tools, Lift Connect and Tech Pro Link are registered trademarks of Terex Corporation or its subsidiaries.

07/24

